

UNIFONDO V F.P.

Datos del Plan

| | dic-11 | nov-11 | dic-10 | VARIACION MENSUAL | VARIACION ANUAL |
|----------------|---------|---------|---------|-------------------|-----------------|
| Patrimonio (*) | 166.873 | 164.328 | 154.112 | 2.546 | 12.761 |
| Nº Participes | 5.142 | 5.164 | 5.061 | -22 | 81 |

(*) miles de euros

Rentabilidades

| | 3 meses | Desde 31 Dic. | 12 Meses | 3 años (*) | 5 años (*) | 10 años (*) | 14 años (*) |
|----------------|---------|---------------|----------|------------|------------|-------------|-------------|
| PLAN | 1,79% | 1,93% | 1,93% | 2,63% | 2,11% | | |
| Inflación (**) | 1,33% | 2,38% | 2,38% | 2,05% | | | |
| Diferencia | 0,46% | -0,45% | -0,45% | 0,58% | | | |
| Volatilidad | | | 3,93% | | | | |

Rentabilidades pasadas no implican rentabilidades futuras

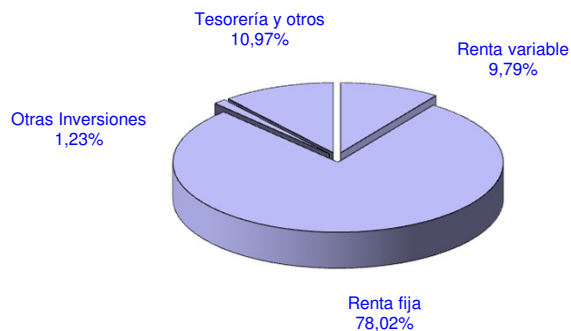
(*) datos anualizados (TAE)

(**) datos del mes de Diciembre

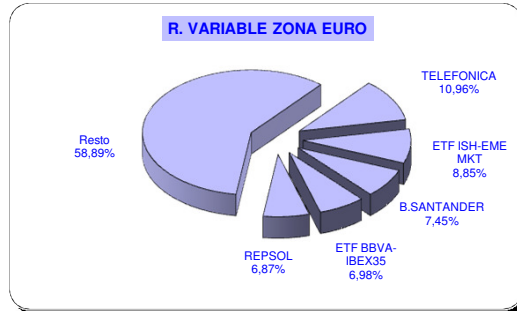
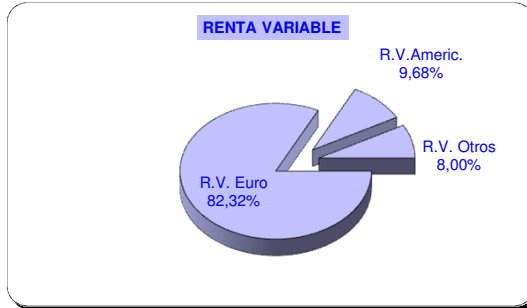
COMPOSICION DE LA CARTERA DE UNIFONDO V

| | dic-11 | nov-11 | DIF | BENCHMARK |
|--------------------------|----------------|----------------|---------------|----------------|
| Renta variable | 9,79% | 9,81% | -0,02% | 10,00% |
| <i>R.V. Euro</i> | 8,06% | 8,11% | -0,05% | |
| <i>R.V.Americ.</i> | 0,95% | 0,91% | 0,04% | |
| <i>R.V. Otros</i> | 0,78% | 0,79% | -0,01% | |
| Renta fija | 78,02% | 77,37% | 0,64% | 85,00% |
| <i>R.F. privada</i> | 39,03% | 41,49% | -2,46% | |
| <i>R.F. pública</i> | 38,99% | 35,88% | 3,11% | |
| Otras Inversiones | 1,23% | 1,19% | 0,03% | |
| Tesorería y otros | 10,97% | 11,62% | -0,66% | 5,00% |
| <i>Repos y cc.</i> | 10,97% | 11,48% | -0,51% | |
| <i>F. Monetarios</i> | 0,00% | 0,00% | 0,00% | |
| <i>Deud./Acreead.</i> | -0,01% | 0,14% | -0,15% | |
| Valor cartera | 100,00% | 100,00% | 0,00% | 100,00% |

ESTRUCTURA DE LA CARTERA

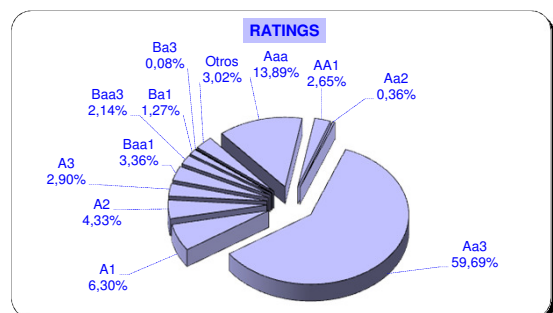
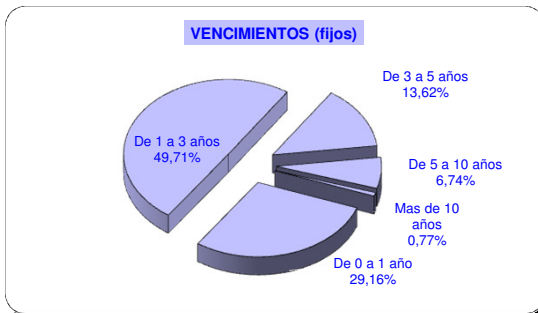
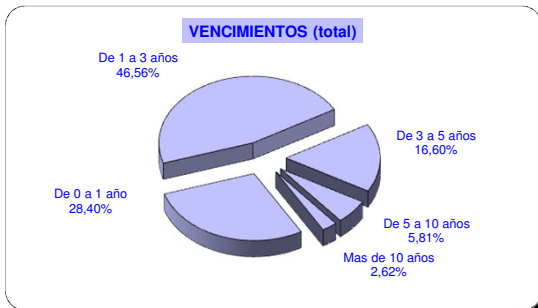
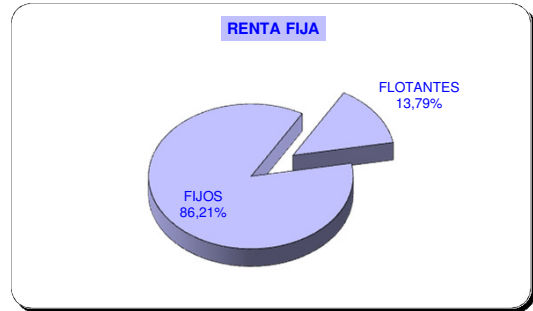
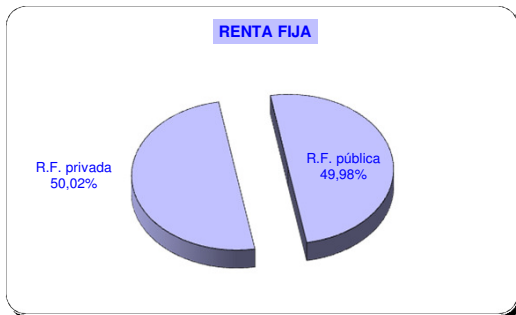


RENTA VARIABLE



RENTA FIJA . DURACION DE LA CARTERA:

1,57



2º mejor rating

OTRAS INVERSIONES

