

UNIFONDO V F.P.
Datos del Plan

| | dic-09 | nov-09 | dic-08 | VARIACION MENSUAL | VARIACION ANUAL |
|----------------|---------|---------|---------|-------------------|-----------------|
| Patrimonio (*) | 150,184 | 149,709 | 139,188 | 475 | 10,996 |
| Nº Participes | 4,992 | 5,083 | 4,888 | -91 | 104 |

(*) miles de euros

Rentabilidades

| | 3 meses | Desde 31 Dic. | 12 Meses | 3 años (*) | 5 años (*) | 9 años (*) | 14 años (*) |
|-----------------------|---------|---------------|----------|------------|------------|------------|-------------|
| PLAN | 0.76% | 6.08% | 6.08% | 2.89% | 3.75% | | |
| Inflación (**) | 1.02% | 0.82% | 0.30% | 2.24% | | | |
| Diferencia | -0.26% | 5.26% | 5.78% | 0.65% | | | |
| Volatilidad | | | 1.48% | | | | |

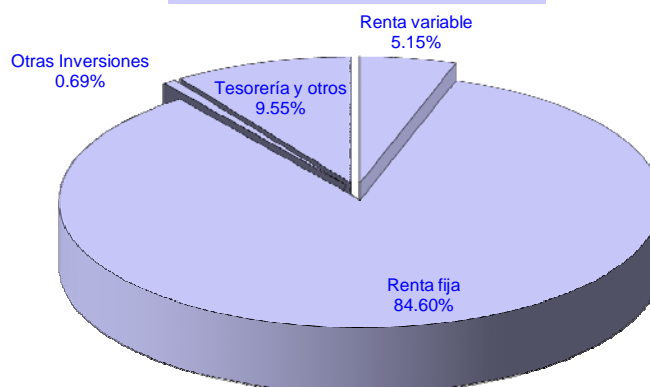
Rentabilidades pasadas no implican rentabilidades futuras

(*) datos anualizados (TAE)

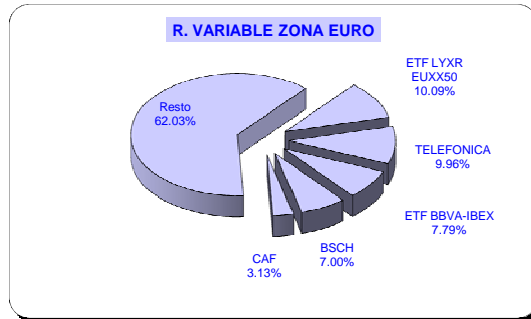
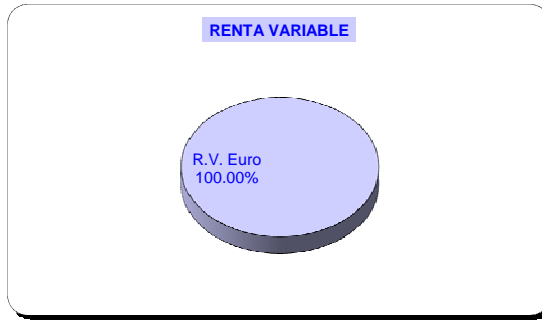
(**) datos del mes de Diciembre

COMPOSICION DE LA CARTERA DE UNIFONDO V

| | dic-09 | nov-09 | DIF | BENCHMARK |
|--------------------------|----------------|----------------|--------------|----------------|
| Renta variable | 5.15% | 6.35% | -1.20% | 5.00% |
| <i>R.V. Euro</i> | 5.15% | 6.35% | -1.20% | |
| <i>R.V.Americ.</i> | 0.00% | 0.00% | 0.00% | |
| <i>R.V. Otros</i> | 0.00% | 0.00% | 0.00% | |
| Renta fija | 84.60% | 88.05% | -3.45% | 85.00% |
| <i>R.F. privada</i> | 53.26% | 56.15% | -2.89% | |
| <i>R.F. pública</i> | 31.35% | 31.90% | -0.56% | |
| Otras Inversiones | 0.69% | 0.62% | 0.08% | |
| Tesorería y otros | 9.55% | 4.98% | 4.58% | 10.00% |
| <i>Repos y cc.</i> | 9.58% | 4.73% | 4.84% | |
| <i>F. Monetarios</i> | 0.00% | 0.00% | 0.00% | |
| <i>Deud./Acreed.</i> | -0.02% | 0.24% | -0.26% | |
| Valor cartera | 100.00% | 100.00% | 0.00% | 100.00% |

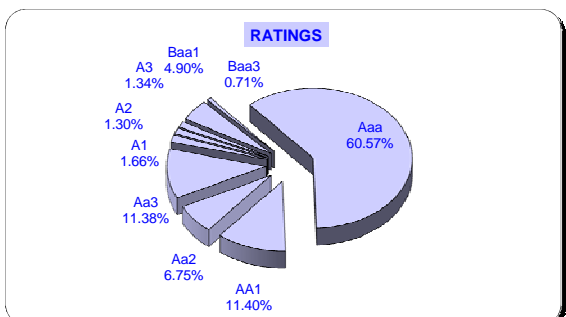
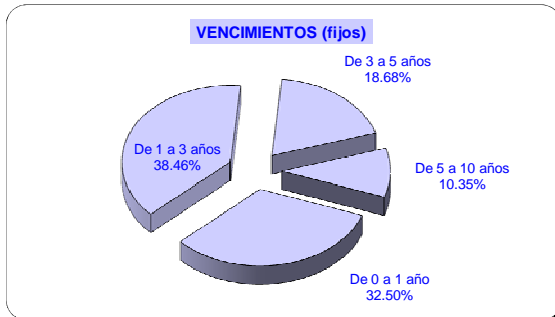
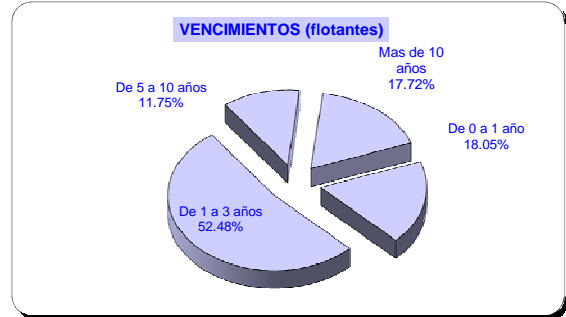
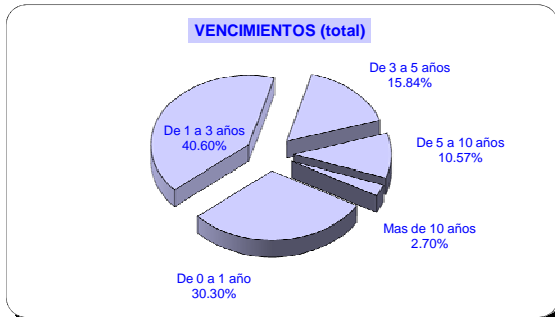
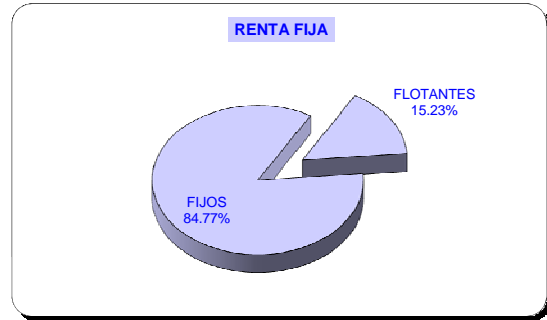
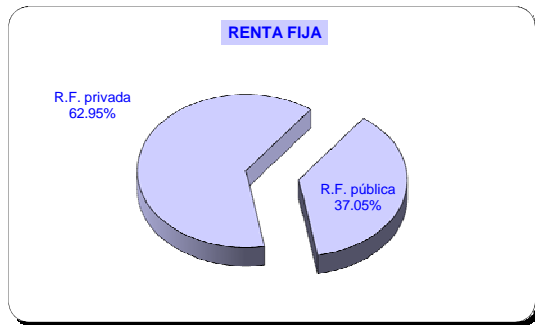
ESTRUCTURA DE LA CARTERA


RENDA VARIABLE



RENDA FIJA . DURACION DE LA CARTERA:

1.81



OTRAS INVERSIONES

