

UNIFONDO V F.P.
Datos del Plan

	abr-09	mar-09	dic-08	VARIACION MENSUAL	VARIACION ANUAL
Patrimonio (*)	140,767	139,165	139,188	1,602	1,580
Nº Participes	5,057	5,066	4,888	-9	169

(*) miles de euros

Rentabilidades

	3 meses	Desde 31 Dic.	12 Meses	3 años (*)	5 años (*)	9 años (*)	14 años (*)
PLAN	1.43%	1.25%	0.57%	2.44%	3.61%		
Inflación (**)	-1.06%	-1.06%	-0.06%	2.28%			
Diferencia	2.49%	2.30%	0.63%	0.16%			
Volatilidad			3.04%				

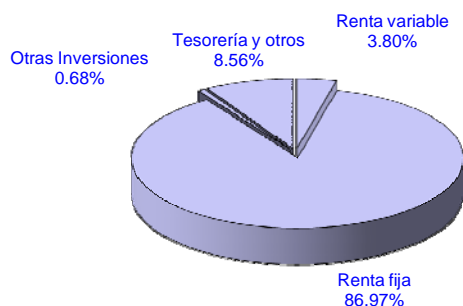
Rentabilidades pasadas no implican rentabilidades futuras

(*) datos anualizados (TAE)

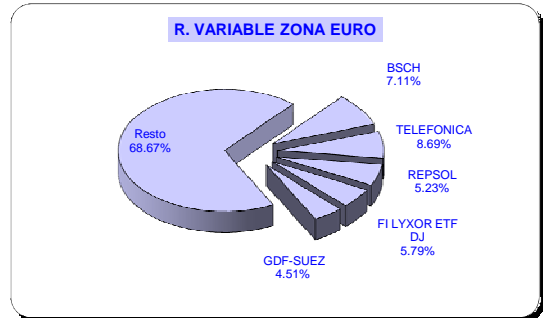
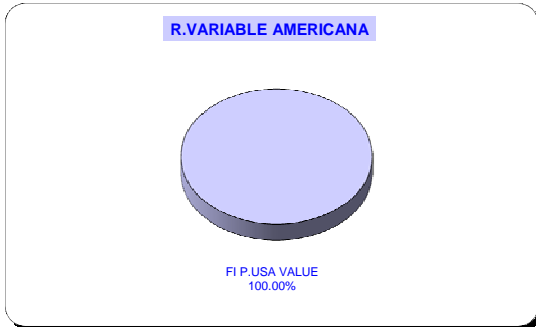
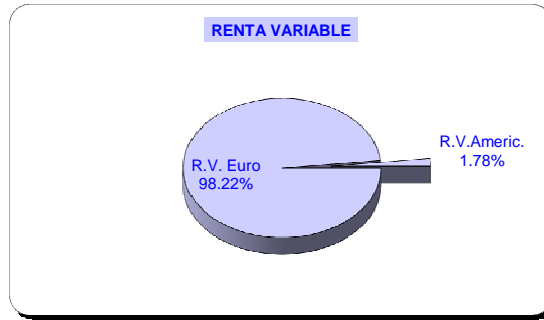
(**) datos del mes de Marzo

COMPOSICION DE LA CARTERA DE UNIFONDO V

	abr-09	mar-09	DIF	BENCHMARK
Renta variable	3.80%	5.31%	-1.51%	5.00%
<i>R.V. Euro</i>	3.73%	4.93%	-1.20%	
<i>R.V.Americ.</i>	0.07%	0.37%	-0.30%	
<i>R.V. Otros</i>	0.00%	0.00%	0.00%	
Renta fija	86.97%	85.25%	1.72%	85.00%
<i>R.F. privada</i>	53.23%	52.92%	0.31%	
<i>R.F. pública</i>	33.74%	32.33%	1.41%	
Otras Inversiones	0.68%	0.68%	-0.01%	
Tesorería y otros	8.56%	8.76%	-0.20%	10.00%
<i>Repos y cc.</i>	8.35%	8.74%	-0.39%	
<i>F. Monetarios</i>	0.00%	0.00%	0.00%	
<i>Deud./Acreead.</i>	0.21%	0.02%	0.19%	
Valor cartera	100.00%	100.00%	0.00%	100.00%

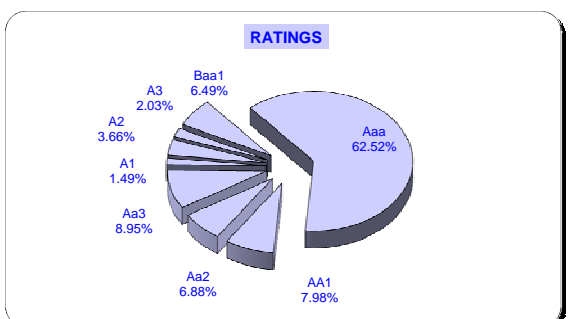
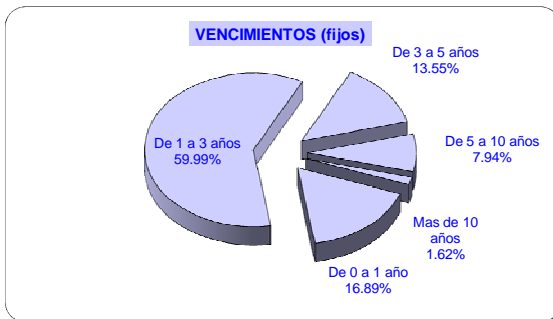
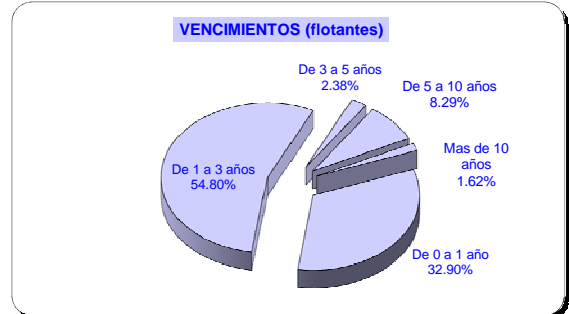
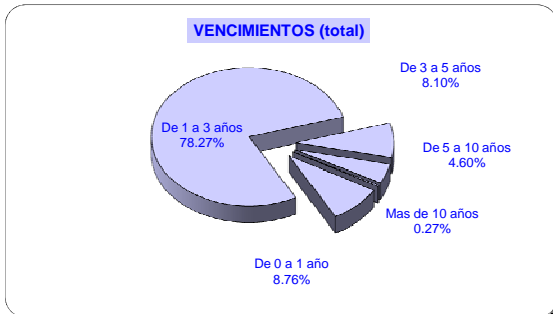

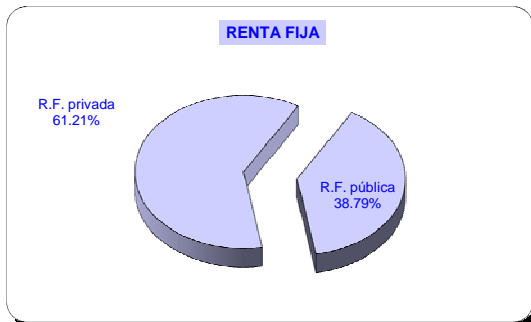
ESTRUCTURA DE LA CARTERA


RENDA VARIABLE



RENDA FIJA . DURACION DE LA CARTERA:

2.07



OTRAS INVERSIONES

