

UNIFONDO V F.P.

Datos del Plan

	dic-08	nov-08	dic-07	VARIACION MENSUAL	VARIACION ANUAL
Patrimonio (*)	139,188	136,941	139,587	2,247	-399
Nº Participes	4,888	4,897	4,798	-9	90

(*) miles de euros

Rentabilidades

	3 meses	Desde 31 Dic.	12 Meses	3 años (*)	5 años (*)	9 años (*)	14 años (*)
PLAN	0.64%	-1.50%	-1.50%	2.38%	3.70%		
Inflación (**)	-0.10%	1.96%	2.38%	3.02%			
Diferencia	0.74%	-3.46%	-3.89%	-0.64%			
Volatilidad			3.25%				

Rentabilidades pasadas no implican rentabilidades futuras

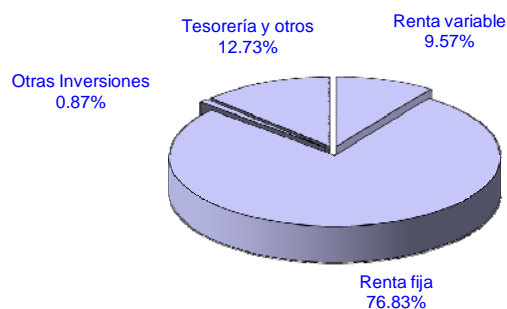
(*) datos anualizados (TAE)

(**) datos del mes de Noviembre

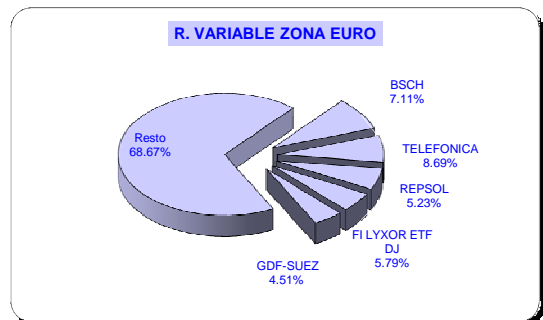
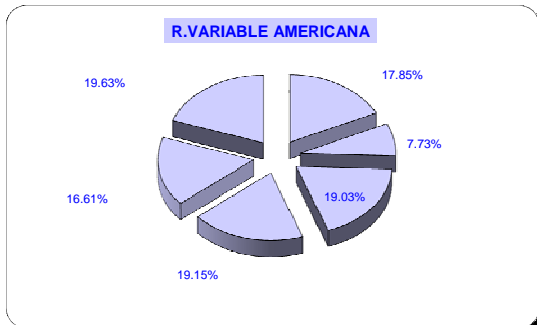
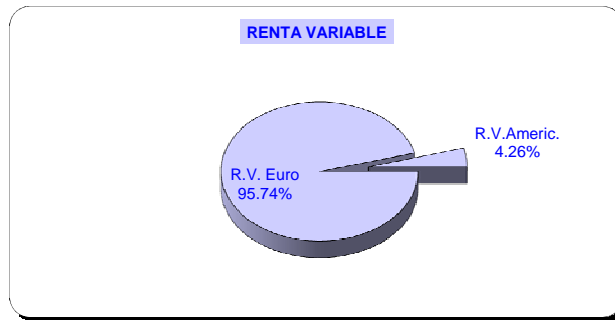
COMPOSICION DE LA CARTERA DE UNIFONDO V

	dic-08	nov-08	DIF	BENCHMARK
Renta variable	9.57%	9.98%	-0.41%	10.00%
R.V. Euro	9.16%	9.56%	-0.39%	
R.V.Americ.	0.41%	0.42%	-0.02%	
R.V. Otros	0.00%	0.00%	0.00%	
Renta fija	76.83%	75.61%	1.22%	70.00%
R.F. privada	43.43%	41.03%	2.40%	
R.F. pública	33.40%	34.58%	-1.18%	
Otras Inversiones	0.87%	0.89%	-0.01%	0.00%
Tesorería y otros	12.73%	13.52%	-0.80%	20.00%
Repos y cc.	12.46%	13.52%	-1.06%	
F. Monetarios	0.00%	0.00%	0.00%	
Deud./Acreead.	0.27%	0.00%	0.27%	
Valor cartera	100.00%	100.00%	0.00%	100.00%

ESTRUCTURA DE LA CARTERA

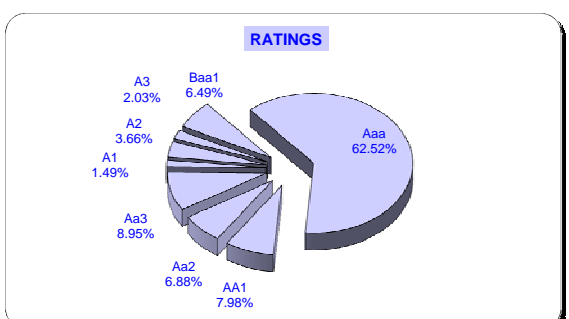
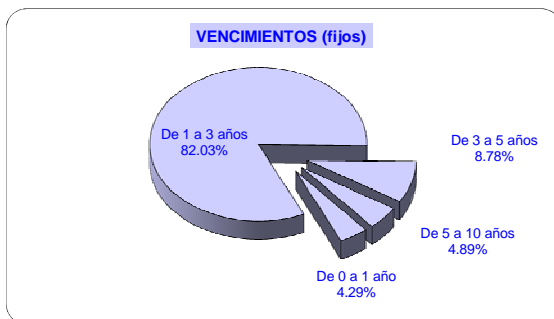
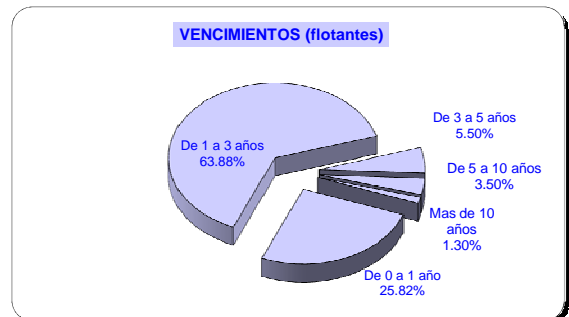
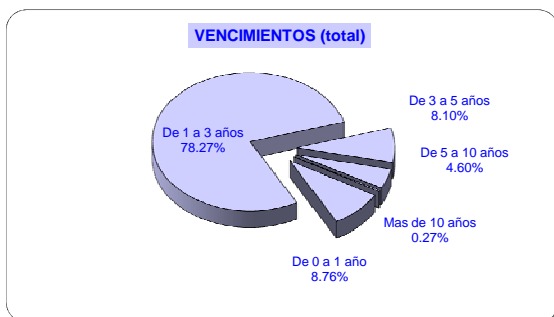
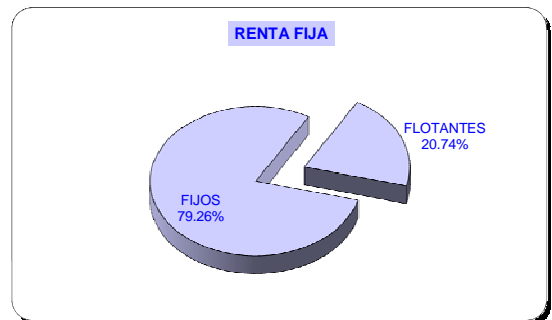
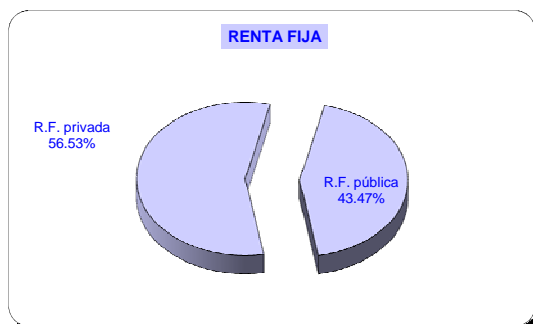


RENDA VARIABLE



RENDA FIJA . DURACION DE LA CARTERA: 1.88

1.88



OTRAS INVERSIONES

