

**UNIFONDO V F.P.**
Datos del Plan

	dic-05	nov-05	dic-04	VARIACION MENSUAL	VARIACION ANUAL
Patrimonio (*)	124.336	123.095	112.855	1.241	11.481
Nº Partícipes	4.531	4.553	4.397	-22	134

(\*) miles de euros

Rentabilidades

	3 meses	Desde 31 Dic.	12 Meses	3 años (*)	5 años (*)	9 años (*)	14 años (*)
<b>PLAN</b>	0,64%	5,52%	5,52%	5,20%			
<b>Inflación (**)</b>	1,58%	3,49%	3,40%	3,23%			
<b>Diferencia</b>	-0,94%	2,03%	2,12%	1,98%			
<b>Volatilidad</b>			1,75%				

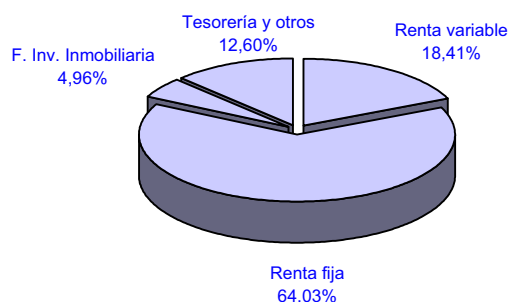
Rentabilidades pasadas no implican rentabilidades futuras

(\*) datos anualizados (TAE)

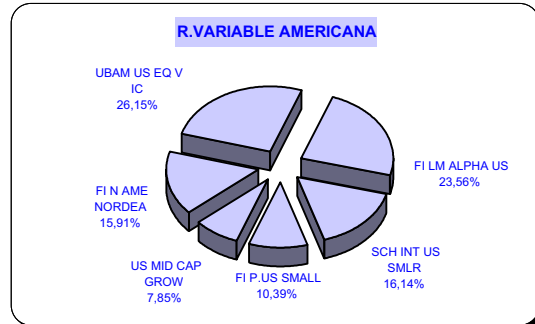
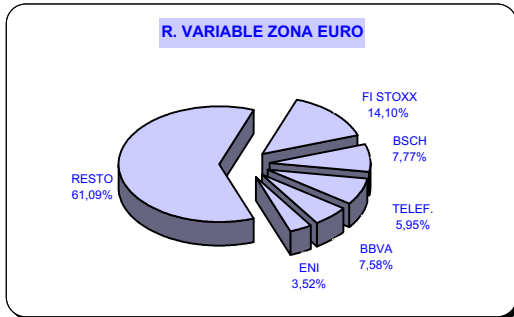
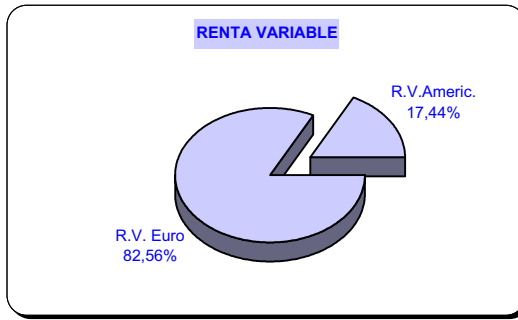
(\*\*) datos del mes anterior

**COMPOSICION DE LA CARTERA DE UNIFONDO V**

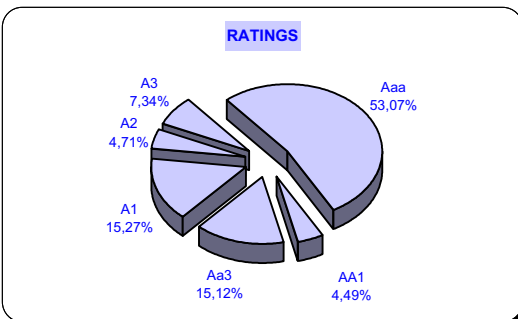
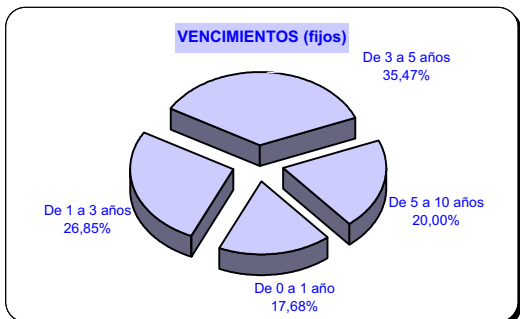

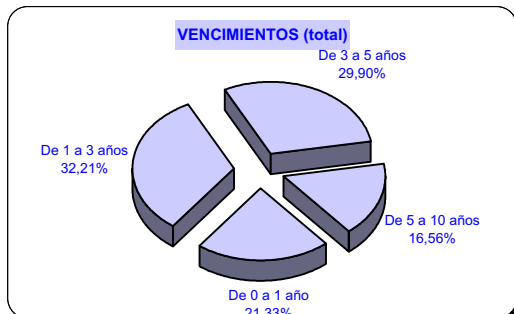
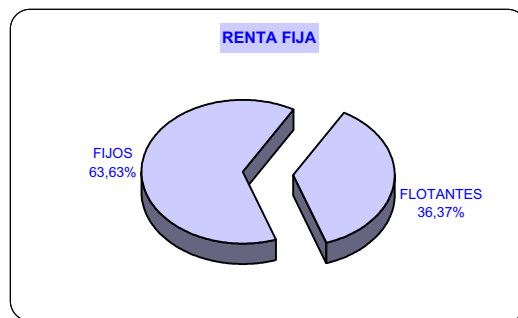
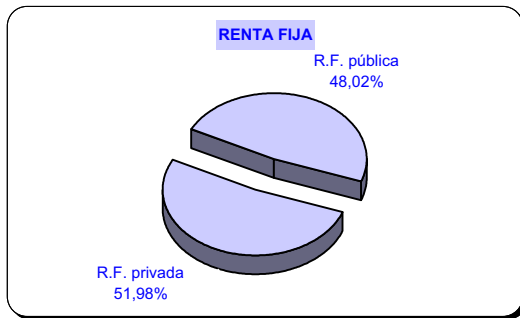
	dic-05	nov-05	DIF
<b>Renta variable</b>	<b>18,41%</b>	<b>18,10%</b>	<b>0,31%</b>
<i>R.V. Euro</i>	15,20%	14,83%	0,37%
<i>R.V.Americ.</i>	3,21%	3,28%	-0,06%
<i>R.V. Otros</i>	0,00%	0,00%	0,00%
<b>Renta fija</b>	<b>64,03%</b>	<b>65,02%</b>	<b>-0,99%</b>
<i>R.F. privada</i>	33,28%	34,03%	-0,75%
<i>R.F. pública</i>	30,75%	30,99%	-0,24%
<b>F. Inv. Inmobiliaria</b>	<b>4,96%</b>	<b>4,99%</b>	<b>-0,03%</b>
<b>Tesorería y otros</b>	<b>12,60%</b>	<b>11,89%</b>	<b>0,72%</b>
<i>Repos y cc.</i>	6,01%	5,04%	0,97%
<i>F. Monetarios</i>	6,87%	6,92%	-0,05%
<i>Deud./Acreed.</i>	-0,28%	-0,08%	-0,20%
<b>Valor cartera</b>	<b>100,00%</b>	<b>100,00%</b>	<b>0,00%</b>

**ESTRUCTURA DE LA CARTERA**


**RENTA VARIABLE**



**RENTA FIJA . DURACION DE LA CARTERA: 1,63**



**FONDOS INMOBILIARIOS**



UNIFONDO V.F.P.  
CARTERA DICIEMBRE / 2005

	EFECTIVO		PLUSV./MINUSV.
	ADQUISICION	VALORACION	
TOTAL R.VARIABLE	16.394.214	18.897.042	2.502.828
TOTAL R. FIJA	79.231.841	78.656.114	-575.728
INTERESES		955.558	
FONDOS AMERICANOS	3.449.601	3.992.940	543.339
FONDOS INMOBILIARIOS	5.701.348	6.166.019	464.671
FONDOS MONETARIOS	8.304.183	8.542.124	237.941
TOTAL CUENTAS	7.470.175	7.470.175	
OTRAS CUENTAS PATRIMONIALES		-344.231	
<b>TOTAL PATRIMONIO</b>	<b>120.551.364</b>	<b>124.335.742</b>	<b>3.173.051</b>

			TITULOS	NOMINAL	VALOR ADQUISICION		VALOR VALORACION		PLUSV./MINUSV.	PERIODIF	% SOBRE
					% CAM.MEDIO	EFFECTIVO	% CAM.MEDIO	EFFECTIVO			TOTAL PATRIM.
	Depósitos					7.254.178	0	7.254.178			5,83%
	Depósitos					215.997	0	215.997			0,17%
						<b>7.470.175</b>		<b>7.470.175</b>		<b>0</b>	<b>6,01%</b>
ES0175444035	FI SEGURFONDO INVERSIÓN	FII	41.808	41.808	136,37	5.701.348	147,49	6.166.019	464.671		4,96%
						<b>5.701.348</b>		<b>6.166.019</b>	<b>464.671</b>	<b>0</b>	<b>4,96%</b>
FR0007477146	FI CA-AM ARBITRAGE VAR2	Monetario	2.988	2.988	2.779	8.304.183	2.859	8.542.124	237.941		6,87%
						<b>8.304.183</b>		<b>8.542.124</b>	<b>237.941</b>	<b>0</b>	<b>6,87%</b>
LU0173783092	FI NORDEA I -N AMERI VAL EUR	RVUSA	1.934	1.934	301,00	582.000	328,56	635.290	53.290		0,51%
LU0106262180	SCHRODERS INTL SELECT. FUND US SMALL COM	RVUSA	12.696	12.696	56,01	548.000	60,15	644.484	96.484		0,52%
LU0111522958	FI PARVEST US SMALL CAP	RVUSA	3	3	145.838,07	327.876	177.252,72	414.672	86.796		0,33%
LU0146905731	FI SOGELUX EQTY MID CAP GRWT-BC	RVUSA	232	232	1.332,64	249.219	1.599,64	313.589	64.370		0,25%
LU0181362285	FI UBAM US EQUITY VALUE IC	RVUSA	1.599	1.599	694,28	856.000	773,58	1.044.246	188.246		0,84%
IE0032365896	FI LEHMAN ALPHA USA VALUE CLASE A	RVUSA	8.420	8.420	128,83	886.507	132,37	940.659	54.152		0,76%
						<b>3.449.601</b>		<b>3.992.940</b>	<b>543.339</b>		<b>3,21%</b>
DE0001591089	DEUTSCH BAHN 6,00% 15/06/2010	Renta Fija	2.000	2.000.000	113,60	2.272.000	111,18	2.223.551	-48.449	65.425	1,84%
ES0000012064	OB.ESTADO SG. 5,15% 30/07/09	Renta Fija	200.000.000	2.000.000	108,05	2.161.000	107,23	2.144.600	-16.400	43.458	1,76%
ES0000012239	OB.ESTADO 4,00% 31/01/10	Renta Fija	9.750	9.750.000	105,41	10.277.603	103,78	10.118.063	-159.540	356.877	8,42%
ES0000012387	OB. ESTADO 5,4% VTO. 30/07/2011	Renta Fija	7.000	7.000.000	111,47	7.802.940	111,44	7.800.870	-2.070	159.485	6,40%
ES0000012445	BO.ESTADO 4,8% VTO 31/10/2006	Renta Fija	6.000	6.000.000	103,82	6.229.020	101,73	6.103.620	-125.400	48.132	4,95%
ES0000012825	OB.ESTADO 4,25% 2007	Renta Fija	9.000	9.000.000	104,14	9.372.330	102,50	9.224.730	-147.600	63.925	7,47%
ES0000012866	BO.ESTADO 4,2% VT.30/07/13	Renta Fija	2.000	2.000.000	106,46	2.129.155	106,66	2.133.100	3.945	35.441	1,74%
XS0206037805	SARA LEE ANT FLOAT VTO.04/12/2006	Renta Fija	2.000	2.000.000	99,97	1.999.400	99,95	1.998.922	-478	3.718	1,61%
ES0214950091	CAJAMADRID FLOAT 28/03/2013	Renta Fija	50	5.000.000	100,12	5.006.028	100,01	5.000.538	-5.489	1.206	4,02%
XS0123262031	LEHMAN BROTHERS 5,625% 23/01/06	Renta Fija	1.000	1.000.000	106,15	1.061.500	100,21	1.002.100	-59.400	52.705	0,85%
XS0127276235	OB.BSCH FLOTANTE 28/3/2011	Renta Fija	3.000	3.000.000	100,50	3.015.000	101,71	3.051.206	36.206	786	2,45%
XS0134085306	GOLDMAN SACH FLOAT 04/09/06	Renta Fija	200	2.000.000	100,73	2.014.680	100,22	2.004.416	-10.264	4.195	1,62%
XS0144569703	ROYAL BANK OF SCOTLND RBS 0 22/03/2007	Renta Fija	115	1.150.000	109,01	1.253.558	111,55	1.248.859	-4.699	33.997	1,03%
XS0169065652	BON.MORGAN STANLEY FL 29/05/08	Renta Fija	3.000	3.000.000	100,30	3.009.000	100,71	3.021.210	12.210	7.600	2,44%
XS0174211150	BCP FINANCE BANK FLOAT 21/08/2006	Renta Fija	2.000	2.000.000	100,00	2.000.000	100,04	2.000.739	739	5.711	1,61%
XS0192520434	CIT FLOAT 05/09	Renta Fija	2.000	2.000.000	100,70	2.013.914	100,67	2.013.402	-512	7.243	1,63%
XS0203695233	BSC FLOAT 10/09	Renta Fija	100	1.000.000	100,21	1.002.051	100,21	1.002.110	59	4.876	0,81%
XS0137454392	DOW CHEMICAL 5% 18/10/06	Renta Fija	1.000	1.000.000	104,21	1.042.100	101,63	1.016.280	-25.820	10.137	0,83%
XS0181606178	GENERAL ELECTRIC FLOAT VTO. 05/12/06	Renta Fija	1.000	1.000.000	99,91	999.120	100,01	1.000.125	1.005	1.823	0,81%
XS0203822951	GE CAP EUR 2009	Renta Fija	3.000	3.000.000	100,09	3.002.550	100,08	3.002.268	-282	13.537	2,43%
XS0192303419	OB.AIG FLOAT 11/08	Renta Fija	500	5.000.000	100,13	5.006.530	100,43	5.021.585	15.055	17.912	4,05%
XS0222909086	ING VERZ FL07	Renta Fija	40	2.000.000	100,04	2.000.800	100,02	2.000.300	-500	429	1,61%
XS0103349774	VODAFONE 5,75% 27/10/2006	Renta Fija	700	700.000	107,81	754.670	102,34	716.405	-38.266	7.168	0,58%
XS0123238163	TELIA SONERA AB FLOAT 02/02/2006	Renta Fija	1.000.000	1.000.000	101,26	1.012.600	100,05	1.000.526	-12.074	4.938	0,81%
XS0207605329	DT FL 12-09	Renta Fija	2.800	2.800.000	99,80	2.794.294	100,24	2.806.591	12.298	4.835	2,26%
						<b>79.231.841</b>		<b>78.656.114</b>	<b>-575.728</b>	<b>955.558</b>	<b>64,03%</b>
ES0148396015	AC.INDITEX	Renta Variable	12.635	1.895	24,09	304.353	27,55	348.094	43.741		0,28%
ES0160973014	AC.LOGISTA	Renta Variable	3.775	2.265	39,88	150.539	41,50	156.663	6.123		0,13%
ES0167050915	AC. ACS	Renta Variable	5.497	2.749	24,45	134.388	27,21	149.573	15.186		0,12%
ES0173516115	AC.REPSOL	Renta Variable	26.019	26.019	21,49	559.114	24,67	641.889	82.775		0,52%
ES0113211835	AC.B.B.V.A.	Renta Variable	94.934	46.518	12,56	1.191.946	15,08	1.431.605	239.658		1,15%